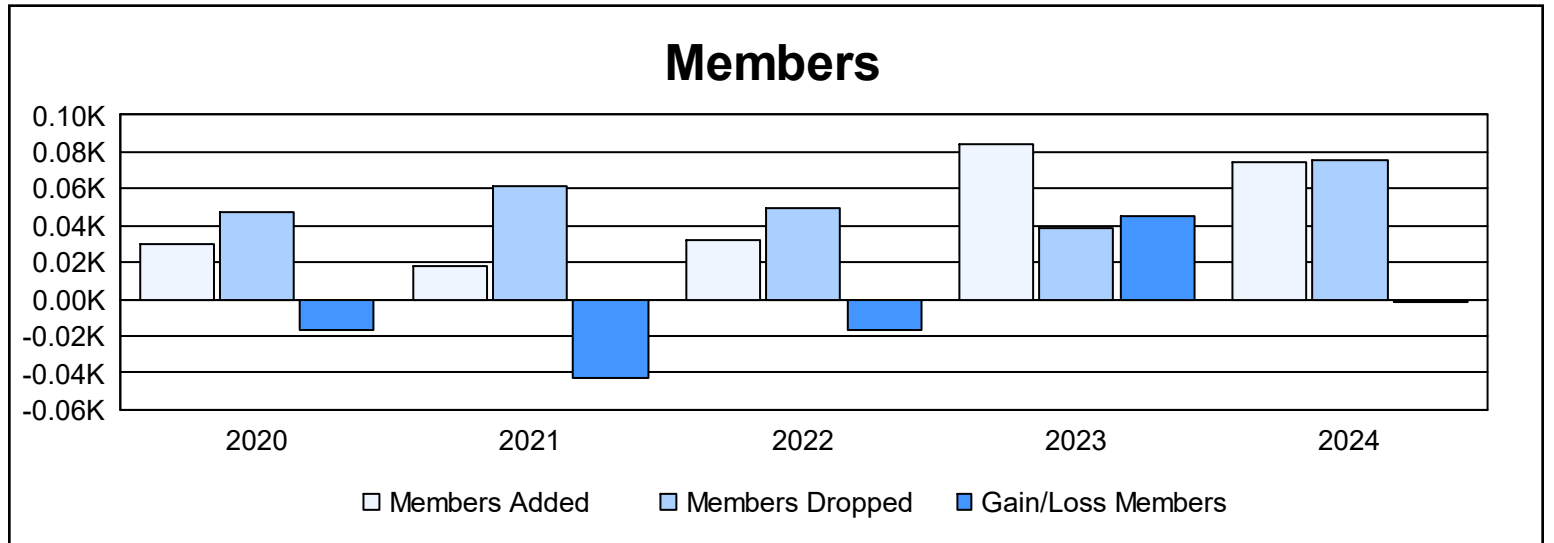
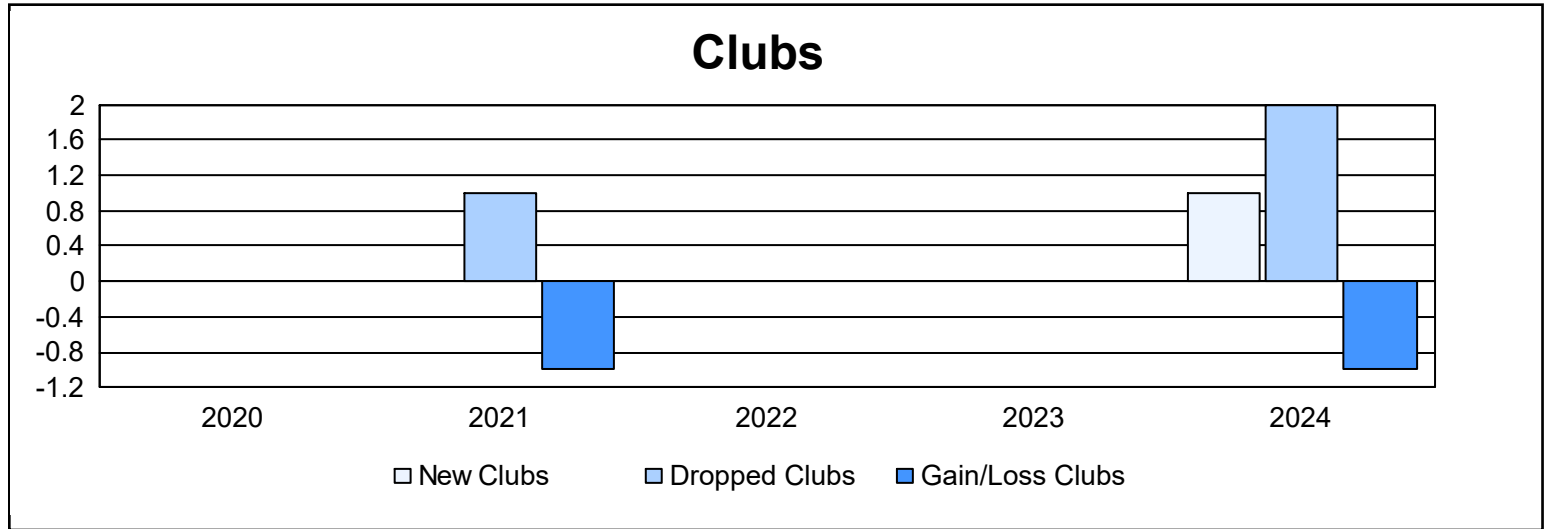
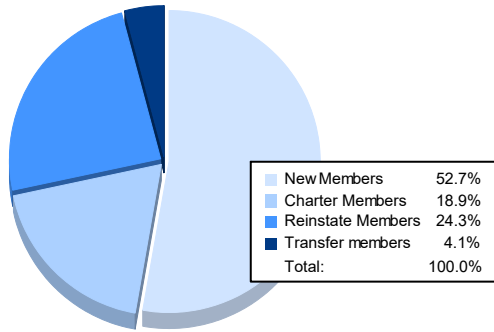


Year	New Clubs	Dropped Clubs	Gain/ Loss Clubs	New Members	Charter Members	Reinstate Members	Transfer Members	Total Member Added	Total Members Dropped	Gain/ Loss Members
2019-2020	0	0	0	28	0	2	0	30	47	-17
2020-2021	0	1	-1	15	0	2	1	18	61	-43
2021-2022	0	0	0	26	0	2	4	32	49	-17
2022-2023	0	0	0	76	0	6	2	84	39	45
2023-2024	1	2	-1	39	14	18	3	74	76	-2
<b>Average</b>	<b>0</b>	<b>1</b>	<b>0</b>	<b>37</b>	<b>3</b>	<b>6</b>	<b>2</b>	<b>48</b>	<b>54</b>	<b>-7</b>



### Membership Composition June 2024 Cumulative



### Gender Composition June 2024 Cumulative

